



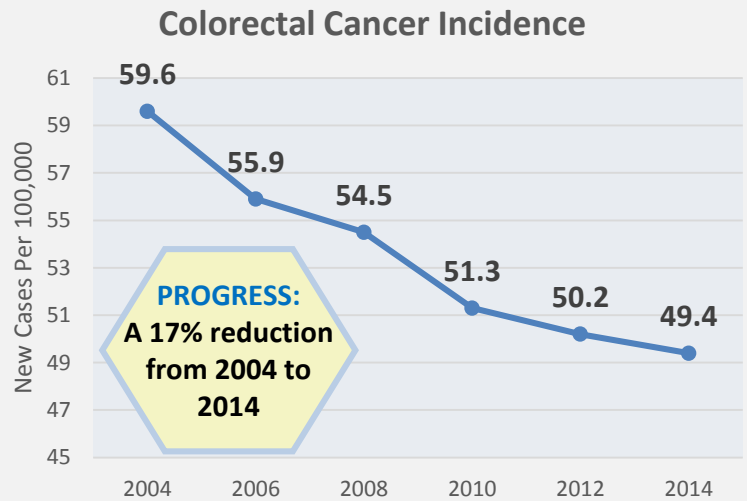
# Colorectal Cancer in Kentucky—A Snapshot

February 2017

## Colorectal Cancer Incidence

**NEW CASES:** Kentucky continues to have the highest colorectal cancer incidence rate in the U.S. compared to all other states. Colorectal cancer is a significant public health problem in Kentucky, and the second most commonly diagnosed invasive cancer affecting both men and women after lung cancer.

Over 2,700 individuals are diagnosed with colorectal cancer in Kentucky each year. A greater burden is found among men, African-Americans, the Appalachian population, and rural areas.

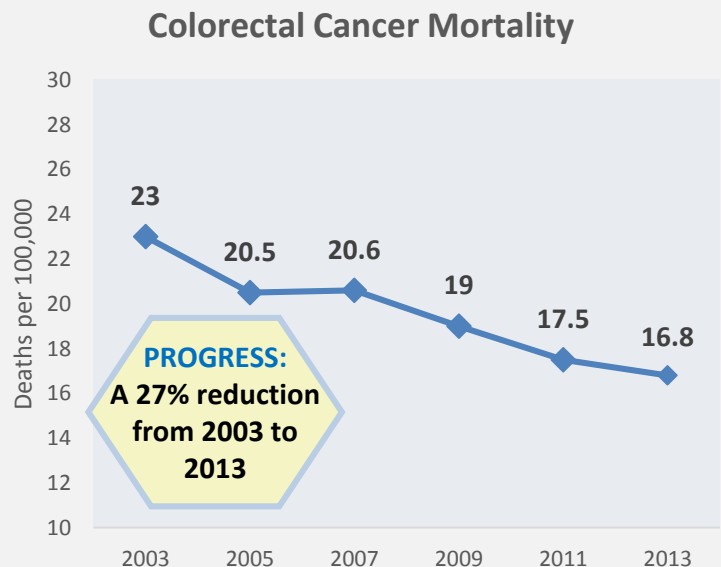


Age-Adjusted Invasive Cancer Incidence Rates by County in Kentucky, 2004 - 2014. Based on data released Feb 2017. Kentucky Cancer Registry. Cancer-Rates.info. Retrieved Feb 28, 2017, from <http://cancer-rates.info/ky/>

## Colon Cancer Mortality

**DEATHS:** Colorectal cancer is the second most common cause of cancer death in men and women combined in Kentucky, as well as the United States. Despite making progress in reducing colorectal cancer incidence, many Kentuckians still continue to die from this disease, with over 850 individuals dying in 2014. During 2009-2013, Kentucky's CRC mortality rate was 5<sup>th</sup> highest in the nation, compared to all other states.

It is very important to screen and detect colorectal cancer early. When detected early, the 5-year survival rate for colorectal cancer is more than 89%.



Age-Adjusted Cancer Mortality Rates by County in Kentucky, 2003 - 2013. Based on data released June 2016. Kentucky Cancer Registry. Cancer-Rates.info. Retrieved Feb 28, 2017, from <http://cancer-rates.info/ky/>

# Colorectal Cancer Screening

**SCREENING** for colorectal cancer **saves lives** and effective screening methods are available. By getting screened, a person increases their chances of preventing colorectal cancer or catching it at an earlier stage when the cancer is easier to treat, leading to better health outcomes.

## PROGRESS:

**KY has made tremendous progress in increasing CRC screening rates through sigmoidoscopy/colonoscopy.**

Year	Screening Rate (CDC, BRFSS)
2002	43.9%
2008	63.7%
2014	69.6%

*\*BRFSS Methodology Change in 2011*

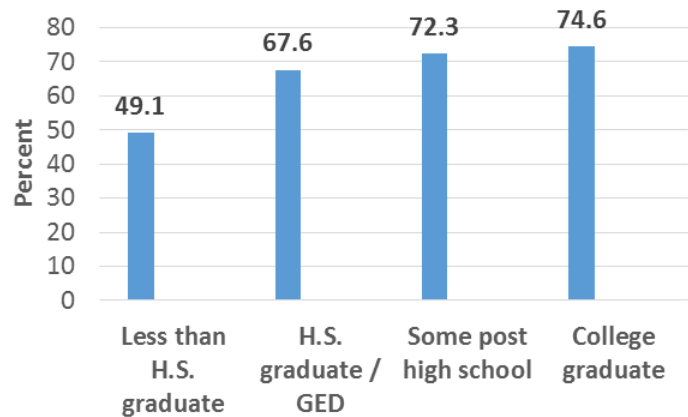
## Priority Populations

**DISPARITIES:** The greatest disparities for **NEVER** receiving a sigmoidoscopy/colonoscopy or a blood stool test are:

- Education (Less than High School graduate)
- Race (Black, Other race, Multi-racial)
- Income (Less than \$15,000)
- Gender (Males)
- Health Insurance (No insurance)

**EDUCATION LEVEL:** The data shows us that individuals without a high school diploma or GED are the **least likely** to receive a colorectal cancer screening (blood stool test or sigmoidoscopy/colonoscopy). Therefore, **education regarding the need for colorectal cancer screening as well as outreach with screening options and resources are crucial** to populations with low educational attainment.

**Colorectal Cancer Screening: Respondents aged 50-75 who have fully met the USPSTF recommendations, Grouped by Education Level, 2014**



*\*CDC BRFSS, 2014*

## Screening Resources

If you know of someone who is uninsured and needs a colorectal cancer screening from the **Kentucky Colon Cancer Screening Program**, please call **1-800-633-8100**.

**KENTUCKY'S CANCER ACTION PLAN** provides information on goals, objectives and strategies regarding how organizations are working together on increasing colorectal cancer screening in Kentucky. Visit [www.kycancerc.org/canceractionplan/](http://www.kycancerc.org/canceractionplan/)



**Kentucky Cancer Action Plan**

A blueprint for cancer prevention and control in our state

©2014 Kentucky Cancer Action Plan